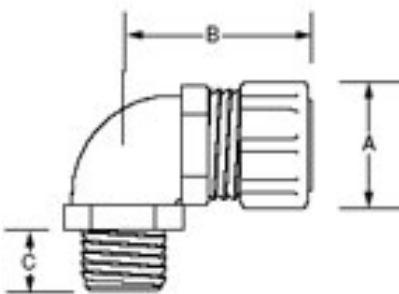


### T&B® Fittings



**T&B Catalog Number:** 4961  
**UPC Number:** 78621004961  
**Description:** 1/2" Ranger; Liquidtight Cord Connector-90; . Body material-Malleable Iron; Gland nut and Grip Material-Steel; Bushing-Rubber. Cord range-.310-.560  
**Status:** Active



Features	
	Extended range with superior strain relief.
	Reduced overall size, fits into tighter spaces.
	Gland nut designed to restrict cable bending.

Application	
	Provide a means for passing a cord cable into an enclosure through a bulkhead; Form a mechanical grip and water and/or oil-resistant seal for cord; Form a non-slip connection or termination for flexible cord and cable.

General	
Material	Malleable Iron
Cord and Cable Types	S, SO, SV, ST, STD, SJ, SJO, SJT, SJTO, SVD

Dimension Information	
Hub Size (inches)	1/2
Dimension A (inches)	1 1/8
Dimension B (inches)	1 3/4
Dimension C (inches)	5/8
Cord Range (inches)	.310-.560
Throat Diameter (inches)	19/32

Packaging	
T&B Inner Pack	25
Package in Units	50
T&B Sold in UOM	Each
T&B Weight Per UOM	24.5 lbs. per 100

Application Support	
Product Overview	Available on Website
Specifications	Available on Website
Liquidtight Flexible Cord and Cable Connectors-Application and Features	Available on Website
Portable Cord Selection Table	Available on Website

Notes	
*Note	Suitable for use in hazardous locations where general purpose equipment is specifically permitted by NEC 501-4(b).
**Note	Suitable for Ordinary, Wet or Dry locations.

Certifications	
RoHS Compliance	Yes

### Certifications



File Nbr:  
E 13938

## Flexible Cords and Cable Fittings

## The Ranger® Series of Steel Liquidtight Cord Connectors

The Ranger Series Steel Liquidtight Connector takes twice the cable range of most ordinary strain relief connectors. T&B's Ranger Connectors enable you to reduce your inventory and save time with one connector that can do the work of two.



## Application

- Provide means for passing a cord cable into an enclosure, through a bulkhead or into a rigid conduit
- Form a mechanical grip and water and/or oil-resistant seal for cord
- Form a non-slip connection or termination for flexible cord

## Cord &amp; Cable Type

- S, SO, SV, ST, STD, SJ, SJO, SJT, SJTO, SVD

## Features

- Extended range with superior strain relief
- Reduced overall size, fits into tighter spaces
- Gland nut designed to restrict cable bending

## Materials

Body: Steel-2920 series, Malleable Iron-4920 & 4960 series  
Gland Nut, Grip: Steel-all series  
Bushing: Rubber

## Environment Classification

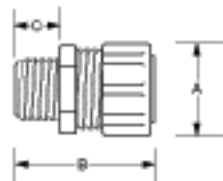
- Ordinary locations
- Wet or dry locations

## Range

Cord Range: .125" to .950"

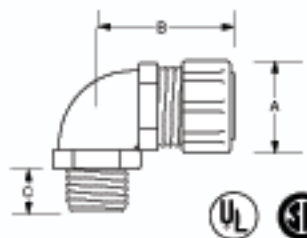
Hub Size Range: 1/8" to 1"

## Steel Liquidtight Strain Relief Connectors — Straight



CAT. NO.	HUB SIZE	THROAT DIA.	CORD RANGE	DIMENSIONS (IN.)		
				A	B	C
2920	1/8"	1/4"	.125-.375	1 1/4	1 1/4	3/4
2921	1/8"	1/4"	.310-.560	1 1/4	1 1/4	3/4
2922	1/8"	1/4"	.500-.750	1 1/4	1 1/4	3/4
2930	3/8"	1/2"	.125-.375	1 1/4	1 1/4	3/4
2931	3/8"	1/2"	.310-.560	1 1/4	1 1/4	3/4
2932	3/8"	1/2"	.500-.750	1 1/4	1 1/4	3/4
2940	1"	1 1/4"	.310-.560	1 1/4	1 1/4	1 1/4
2941	1"	1 1/4"	.500-.750	1 1/4	1 1/4	1 1/4
2942	1"	1 1/4"	.700-.950	1 1/4	1 1/4	1 1/4

## Steel Liquidtight Strain Relief Connectors — 90° Angle

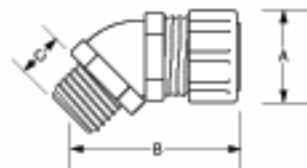


CAT. NO.	HUB SIZE	THROAT DIA.	CORD RANGE	DIMENSIONS (IN.)		
				A	B	C
4960	1/8"	1/4"	.125-.375	1 1/4	1 1/4	3/4
4961	1/8"	1/4"	.310-.560	1 1/4	1 1/4	3/4
4962	1/8"	1/4"	.500-.750	1 1/4	1 1/4	3/4
4970	3/8"	1/2"	.125-.375	1 1/4	1 1/4	3/4
4971	3/8"	1/2"	.310-.560	1 1/4	1 1/4	3/4
4972	3/8"	1/2"	.500-.750	1 1/4	1 1/4	3/4
4980	1"	1 1/4"	.310-.560	1 1/4	2 1/4	3/4

All items shown on this page are suitable for use in hazardous locations where general purpose equipment is specifically provided by the NEC, NEC 501-40A.

U.L. File No. E-13938 CSA File No. 52391

## Steel Liquidtight Strain Relief Connectors — 45° Angle



CAT. NO.	HUB SIZE	THROAT DIA.	CORD RANGE	DIMENSIONS (IN.)		
				A	B	C
4920	1/8"	1/4"	.125-.375	1 1/4	1 1/4	3/4
4921	1/8"	1/4"	.310-.560	1 1/4	1 1/4	3/4
4922	1/8"	1/4"	.500-.750	1 1/4	1 1/4	3/4
4930	3/8"	1/2"	.125-.375	1 1/4	1 1/4	3/4
4931	3/8"	1/2"	.310-.560	1 1/4	1 1/4	3/4
4932	3/8"	1/2"	.500-.750	1 1/4	1 1/4	3/4
4940	1"	1 1/4"	.310-.560	1 1/4	1 1/4	3/4

For wire mesh grips refer to pages A-111 & A-141.